



SUNFLOWER WOODWORKERS' GUILD

Established 1991

THE KNOT HOLE

"building of woodworking skills thru the sharing of knowledge"

THE NEXT MEETING **Tuesday, September 27** AT
Downtown Senior Center

VOLUME 26

ISSUE 9

Social Gathering @ 6:30 PM
Meeting Starts @ 7:00 PM

This months meeting

We will receive additional instruction and insights on shop math by our president Clark Schultz. Shop Math 3 is our topic this month

From The President's Corner – September 2016

Presidents Letter

I have finally finished the Pembroke Table that I have been building under Les Hastings guidance. I don't intend to bring it to Show & Tell until everyone is also through with theirs. I definitely learned quite a bit from Les. I learned the skills necessary to do String & Berry, make a Curved drawer and veneer it, do three petal flowers, and to inlay banding. I refreshed my skills in doing the dovetails for the drawer front, and the combination through and half-blind dovetail for the back of the drawer, the making of the knuckle joint for the leaf support and the Rule Joint for the leaves. Even though most of my skills are accomplished with hand-tools, quite often Les showed a faster and perhaps a more

efficient way to do a number of methods. I really appreciate Les taking the time he took (and putting up with some of us being considerably slower than I think he expected) and the patience to demonstrate some methods and skills some of us weren't sure of or had never done before. Even though we paid for his time (not really enough) I feel that we all learned quite a bit and the commraderrie we all developed working together and sharing a lot about ourselves was more than worth it.;

I think we should, as Guild members, spend more time with each other sharing our skills, techniques, and even a bit more about ourselves with all other members. Maybe Les will teach another class/project in the future. If he does, I for one will be doing it. Someone else in the Guild certainly has the skills to aid others in building something. I know I intend to develop a project to teach others. How about you?

Clark

Sunflower Woodworkers Guild Minutes August 2016

First Time Guests

Brody Stevens was here with his grandfather and is eager to learn
James Pullom, on active duty as a Naval Recruiter, wishes to learn new woodworking techniques.
Bill Woods was also here to learn. Bill accepted the position of Guild secretary for the remainder of the year.

OLD BUSINESS AND ANNOUNCEMENTS

New members include:

Paul Harrington, a beginner, uses hand tools but has joined MakeICT to learn power tools

Dan Burtch, interested in making anything of wood, using any tools

Brody Stevens, introduced as “young blood,” here with his Dad

Burt’s Barn is usually held the Saturday after meetings, but won’t be held this month. In September, the project will be band sawn boxes.

If you are new at the Guild, Burt’s Barn is for hands on learning, creating, and problem solving, led by Burt Unruh. Burt’s Barn is held the Saturday following the general Guild meeting. The morning is devoted to learning tools and techniques, and the afternoon to solving problems and working on our projects. We sharpen tools and help set up equipment. We also do a fair amount of swapping stories.

Burt’s Barn is located at 2506 W. 15th N, Wichita, KS 67206. 2506 is the first house on the north side of 15th street N, west of Meridian. The barn itself is the detached garage at the end of the drive on the south side of the house. The entry door is on the west side.

Burt’s Barn starts at 9:00 a.m. and runs until noon. The afternoon starts at 1:00 and runs to 5:00. There is usually a group that goes to lunch

together. There is no cost, you buy your own lunch, and you can come when you can and leave when you want to. If you have questions about Burt’s Barn or other woodworking questions, feel free to call Burt at 316-655-4151.

There will be a November Buy/Sell/Trade Meet at the Downtown Senior Center in on our regular meeting night. Bring something to sell! Contact persons are Vince or Larry, who are VP’s of the Meet.

The new director of Final Friday in Wichita is Carolyn Ernest, and the new coordinator from the guild is Larry Roth. On Final Fridays (of each month), the Wichita art galleries open to the public and there is an opportunity for wood workers to set up their projects and demonstrations free of charge; also they can get free advertising in the Final Friday brochure. This event will be the final Friday of October.

Hand tools: on the second Thursday of next month there will be a workshop at Jerry Carpenter’s house (916 S. Wallingford) on the use, sharpening, maintenance and collection of hand tools. Clark Shultz will be there to demonstrate the sharpening and reconditioning of hand saws.

OLD BUSINESS

Regarding the continuation of 401C status (as a non-profit organization): the directors advised that it would be best to not to do anything about this immediately. Should there be a stand-alone shop for the Guild, including money and equipment? A motion was made to move the issue to the back burner. A vote followed and the motion carried.

Last Saturday, Bill, Jerry and Larry displayed what they had made at the Sedgwick Senior Center. Fifteen or so were attending the display and ice cream social. This year there were puzzles to look at, a new thing, and people there thought it was a nice experience. They want to do it again.

SHOW AND TELL

Larry Roth had his project for the Sedgwick Senior Center, a Lazy Susan with wavy stripes of poplar and walnut, made with a band saw, without any sanding of joints.



Roy Hayden made a powerful Sling Shot, using (nautical) rope cleats, dowels, surgical hoses, and a magnet to hold bb's in the pouch. It was pretty accurate!




Bill Tumbleson showed a Salad Bowl Gary Daugherty had made—all from willow. We will need Gary to explain where and how he got the wood

He also demonstrated a Fly Cutter, a metal cutting tool, as well as a three-ply laminated disk he made by inserting polymer clay in a groove cut in the disc.



John Saranko had made a fine, large high-relief portrait of a horse, using 138 different pieces of

light and dark wood. Also a articulated vulture figure



MAIN PROGRAM

For the main program, Erin Rivers gave an excellent illustrated talk on the microscopic identification of different kinds of wood, briefly surveying the many (perhaps 50 or sixty thousand) kinds of trees in the world, but focusing mainly on the 1000 species native to North America. Wood can be divided into categories of hard, soft, and exotic. Using pictures from *Identifying Wood*, a book by B. Bruce Hoadley, Erin showed the end grains of various kinds of wood under magnification high enough to clearly display the patterns of rings, rays, and pores that they typically have. Specific gravity and heartwood color are also useful in identifying wood. Good sources for wood identification are *The Wood Database* website and Lee Stover's slideshow (also on the web). At the end of the talk, Erin displayed eight or ten pieces of wood he had brought, and the audience of wood workers identified them with impressive accuracy.



Erik Lamp showed some wooden router planes he had made. Cutter knives were ground from allen wrenches.



Burt's Barn

If you are new to the “Guild”, Burt’s Barn is for hands on learning, creating, and problem solving lead by Burt Unruh. Burt’s Barn is held the Saturday following the general Guild meeting.

The morning is dedicated to working on your choice of projects We sharpen tools and help set up equipment. We also do a fair amount of swapping stories.

Burt’s Barn starts at 9:00 AM and runs till Noon. The afternoon starts at 1:00 and runs till 5:00 PM. There is usually a group that goes to lunch together. There is no cost, you buy your own lunch, and you can come when you can and leave when you want to.

Burt’s Barn is located at 2506 W 15th St N, Wichita, KS. 2506 is the first house on the north side of 15th St N west of Meridian. The “barn” is the detached garage at the end of the drive on the south side of the house. The entry door is on the west side.

If you have questions about Burt’s Barn or other woodworking questions feel free to call me at 316-655-4151. This months project will be band saw boxes.

HAND TOOL SPECIAL INTEREST GROUP (SIG)

The Sig was scheduled to meet on Thursday, September 8 at Clark’s Wood Shop from 6:00 to


9:00. Slim Geiser and I were there and available, but no one showed up. We left at about 7:30. Maybe it was because of the rain? Our next meeting will be on Thursday, October 13 at Jerry Carpenters shop from 6:00 to 9:00. Hope to see someone show up.

Followup on Sedgwick Senior Center Meeting.

One of the ladies at the center teaches painting at different loctions. She mentioned to Bill and Jerry the need for a very simple, portable easle to assist the painters. Below are photos of the product and the easles in use.




Book Review



176 Woodworking Projects By Workbench

We actually have two copies of this book in the library. Most of my reviews tend to be positive, in large part because I get to choose the book I review, so, naturally, I choose books that look interesting. 176 Woodworking Projects is not an interesting book. It is filled with 167 projects I would never be interested in making and 11 I might consider. The photos are black and white and poor quality. Meanwhile, the drawings, though easy to follow, illustrate projects that once finished will bear an aesthetic of the late 1970's. Think shag carpet and macrame'. I want to be careful not to offend; as everyone has different appreciations for what they make in wood. And if the below example is what you like to build then the library would like you to check out this book....for awhile.

Eric Lamp, Librarian



Plan ahead.....

November 2016 Meeting

Another TOOL Swap... Start getting things together now.

President
Clark Shultz cshultz2@cox.net
Vice Presidents
Larry Bakula lbakula@cox.net
Vince Meyer woodhobbyist@aol.com
Secretary
William Woods
Treasurer
Jerry Carpenter
Librarian
Eric Lamp ericlamp66@gmail.com
Toy Chairman
Membership Chairman
Les Kahler
Editor: The Knot Hole
Jerry Keen (316) 722-2735 Jmkeen118@gmail.com
Sponsor Chairman
Dennis Laird dalaird@cox.net
Area Guilds and Clubs
South Kansas Wood-turners
Royce Wallace, contact ho601 Wetmore Drive Wichita, Kansas 67209-1322 (316) 722-6749 wallburl@att.net
Great Plains Woodcarvers
Wichita Kansas President Walt Kuykendall wkuykendall@msn.com Meeting: 2 nd Tuesday of each month,??? sjclarke@juno.com

SPONSORS

The Sunflower Woodworkers' Guild of Wichita Kansas publishes the Knot Hole newsletter monthly. Deadline for articles and information is the 2nd Monday of each month. Mailing date is the 3rd week of each month. Permission to reprint original material is granted to other woodworking groups, providing proper credit is given. *Articles attributed to publications other than the Knot Hole Newsletter should be used only with permission from that particular publication.* Send articles, photos and information to:

Jerry Keen
811 Norman
E-mail jmkeen118@gmail.com



4640 E 63rd St. South
Derby, KS 67037 316-788-6500

Providers of:

































And many other fine Woodworking tools and supplies is proud to be a sponsor of the Sunflower Woodworkers Guild.



service@redguard.com

4340 S West Street
Wichita, KS 67217

Sunflower Woodworkers Guild membership is voluntary. Our paid dues list are consolidated after the June meeting, eliminating from that list all those who have not paid their 2016 dues. This list determines who gets the Knothole. New and previous members will need to submit new applications when joining.

Newsletter of the Sunflower Woodworkers Guild
811 Norman
Wichita, Kansas 67212