



SUNFLOWER WOODWORKERS' GUILD

Established 1991

THE KNOT HOLE

"building of woodworking skills thru the sharing of knowledge"

THE NEXT MEETING **Tuesday, August 23** AT
Downtown Senior Center

VOLUME 26

ISSUE 8

Social Gathering @ 6:30 PM
Meeting Starts @ 7:00 PM

This months meeting

Aaron Rivers will be talking this month about wood species identification.

From The President's Corner – August 2016

Presidents Letter

The Guild was involved in the Maker Faire at Exploration Place again this year on July 30th and 31st. It again turned out to be a very good opportunity for the Guild to display the art and skills our members have to the wider community of Wichita. The turn out at the Faire was very large. I was informed that there were 2600 individuals through on Saturday and another 1800 on Sunday. I feel that a majority actually came through, though we didn't take a count, to look at what we had on display and were demonstrating. I truly believe this to be the Guilds greatest opportunity to show Wichita what our purpose is, what skill levels we have, and definitely the artistry in what is created by our many members.

I believe the Faire was a success for the Guild only because of the members that participated in the demonstrations, the displays, and obviously wide discussions with visitors to our "booth". We had a much larger area available this year which allowed for more interaction with visitors and display space as well as better viewing of the demonstrations. Jerry Carpenter had his shaving horse, draw knives, and spoke shaves available for anyone of any age and sex to have the experience of using one of the oldest clamping devices and the tools used to make primitive "rustic" furniture. I don't remember very many "lulls" at his demonstration area. Several members gave him relief time during each day. Mike Hutton demonstrated using a lathe for spindle and bowl turning, but had some difficulty with the midi-lathe from Make Ict as it didn't have the torque needed. He made do by changing his cutting method. There were several times that he had long discussions with those who stopped and watched. He was also relieved by several other members. Bob Johnson demonstrated using the inter-action of water on wood by making "golf ball in a box" puzzles. I don't know how many he made but kept himself busy making them. Bill Tumbleson demonstrated the use of a router to make "Initial" plaques. Bill appears to be a very good teacher as he had a number of females and youngsters make their own plaques. Maybe that's

why his wife, Jannie, came along and spent both days with us at the Faire. Bill was also relieved at times by other members who were there.

I apologize ahead of time, in case I leave someone out in the list of those who brought something for display. Mike Hutton brought some bowls and a beautiful table with a veneer top; Larry Bakula brought three wooden “puzzles”: Larry Roth brought a walnut bench; Les Hasting brought his spalted maple candle stand and his newest portable workbench; Terry Powell brought two dulcimers (one his father made and one he made); Clark Shultz brought an oak “growth” chair; Dan Hagenbuch brought a beautiful scroolsawn carriage in a frame.

Overall the Faire was a success. I received a nice Thank You card from Jessica Ayers at Exploration Place. I will be sure to bring it to the Guild meeting for any and all to read.

Clark Shultz

See some photos of the Faire elsewhere in this issue.

Sunflower Woodworkers Guild Minutes July 2016

First Time Guests

Brody Stevens was here with his grandfather and is eager to learn

James Pullom, on active duty as a Naval Recruiter, wishes to learn new woodworking techniques.

Bill Woods was also here to learn. Bill accepted the position of Guild secretary for the remainder of the year.

OLD BUSINESS AND ANNOUNCEMENTS

President Clark Shultz raised the question of the Guild becoming a non-profit organization.

The Guild must decide if, on balance, this would be to its advantage.

E-mails detailing pros and cons will be sent to the membership in August.

A decision on this question will be on the September meeting agenda.

Show and Tell

Jerry Carpenter showed some early classic hand planes he had acquired



Larry Roth talked about laser cutting techniques and brought a plaque as an example



Clark Shultz demonstrated two kinetic devices he had made for his grand kids



Larry Bakula brought wooden puzzles and a pair of brain teasers



Bill Tumbleson brought an edge grain cutting board, a clamp for a vacuum hose, a pine picture frame and a modification to improve miter saw dust collection.



Program

Les Hastings gave a fine, step-by-step account of how to make oval inlay medallions for a Pembroke drop leaf table. This is part of a class Les is teaching to several members. Even if we never undertake this process in our own shops the presentation enhanced our appreciation for the craftsmen who do. He ended by telling everyone "You're welcome to come over and try one."



Burt's Barn

If you are new to the "Guild", Burt's Barn is for hands on learning, creating, and problem solving lead by Burt Unruh. Burt's Barn is held the Saturday following the general Guild meeting.

The morning is dedicated to working on your choice of projects We sharpen tools and help set up equipment. We also do a fair amount of swapping stories.

Burt's Barn starts at 9:00 AM and runs till Noon. The afternoon starts at 1:00 and runs till 5:00 PM. There is usually a group that goes to lunch together. There is no cost, you buy your own lunch, and you can come when you can and leave when you want to.

Burt's Barn is located at 2506 W 15th St N, Wichita, KS. 2506 is the first house on the north side of 15th St N west of Meridian. The "barn" is the detached garage at the end of the drive on the south side of the house. The entry door is on the west side.

If you have questions about Burt's Barn or other woodworking questions feel free to call me at 316-655-4151.

HAND TOOL SPECIAL INTEREST GROUP (SIG)


We met on Thursday, August 11th at Jerry Carpenters Shop. Those in attendance were Jerry Carpenter, Clark Shultz, Alan Severt, and Aaron Rivers. Jerry sharpened a few tools on the Work Sharp that I brought to actually sharpen some chisels of a member that was unable to attend at the last minute. Aaron and Alan sharpened their knives also. The majority of our time together was spent mostly in some very good discussions of various topics (not all concerned woodworking directly). The Hand Tool SIG will meet again at

Jerry's shop on Thursday, September 8, from 6:00 to 9:00. We are thinking of making a bow saw as our next project.



Maker Faire

Some sample photos






Sedgwick Senior Center Ice Cream Social/ Sunflower Woodworkers Display



Book Review



Wood Boxes.

Edited by Veronika Alice Gunter

This book is certainly more of a picture book. The photography is stunning and the 400 boxes featured are remarkably diverse. The subtitle of the book is the "fine art of containment and concealment". This subtitle is accurate in that most of the boxes combine the form and function of artwork more than utility.

There are whimsical boxes, futuristic boxes, traditional boxes, even abstract boxes. Some are all wood while others use media such as metal, stone, leather, cork, glass etc. Each box is credited to the creator, the dimensions are provided, the material or materials are listed and many of them are named. I was fascinated to find two of the artist/woodworkers were from Kansas. Terry Evans from Olathe Kansas contributed three boxes, meanwhile Sherry Lindsay from Pittsburgh Kansas contributed one. Sherry's box was made of poplar and eggshell creating a mosaic design of tiny painted eggshell with custom mixed enamels which were hand applied to the box with watch makers tweezers.

The book is an instant inspiration to build a box.

Eric Lamp --Librarian

Plan ahead.....

November 2016 Meeting


Another TOOL Swap... Start getting things together now.

President
Clark Shultz cshultz2@cox.net
Vice Presidents
Larry Bakula lbakula@cox.net
Vince Meyer woodhobbyist@aol.com
Secretary
William Woods
Treasurer
Jerry Carpenter
Librarian
Eric Lamp ericlamp66@gmail.com
Toy Chairman
Membership Chairman
Les Kahler
Editor: The Knot Hole
Jerry Keen (316) 722-2735 Jmkeen118@gmail.com
Sponsor Chairman
Dennis Laird dalaird@cox.net
Area Guilds and Clubs
South Kansas Wood-turners
Royce Wallace, contact ho601 Wetmore Drive Wichita, Kansas 67209-1322 (316) 722-6749 wallburl@att.net
Great Plains Woodcarvers
Wichita Kansas President Walt Kuykendall wkuykendall@msn.com Meeting: 2 nd Tuesday of each month,??? sjclarke@juno.com

SPONSORS


The Sunflower Woodworkers' Guild of Wichita Kansas publishes the Knot Hole newsletter monthly. Deadline for articles and information is the 2nd Monday of each month. Mailing date is the 3rd week of each month. Permission to reprint original material is granted to other woodworking groups, providing proper credit is given. *Articles attributed to publications other than the Knot Hole Newsletter should be used only with permission from that particular publication.* Send articles, photos and information to:


Jerry Keen
811 Norman
E-mail jmkeen118@gmail.com




4640 E 63rd St. South
Derby, KS 67037 316-788-6500

Providers of:






BUILT BETTER TO BUILD BETTER™





The Gold Standard Since 1921®



Your achievement. Our tools.™










WOODWORKING AND HARDWARE




















And many other fine Woodworking tools and supplies is proud to be a sponsor of the Sunflower Woodworkers Guild.



service@redguard.com

4340 S West Street
Wichita, KS 67217

Sunflower Woodworkers Guild membership is voluntary. Our paid dues list are consolidated after the June meeting, eliminating from that list all those who have not paid their 2016 dues. This list determines who gets the Knothole. New and previous members will need to submit new applications when joining.

Newsletter of the Sunflower Woodworkers Guild
811 Norman
Wichita, Kansas 67212