



SUNFLOWER
WOODWORKERS GUILD

SUNFLOWER WOODWORKERS' GUILD

Established 1991

THE KNOTHOLE

"building of woodworking skills thru the sharing of knowledge"

THE NEXT MEETING **Tuesday, October 27** AT
Downtown Senior Services Center
200 South Walnut

VOLUME 18

ISSUE 10

Social Gathering @ 6:30 PM
Meeting Starts @ 7:00 PM

Subject	Page
This Month's Meeting	1
President's Corner	1
Minutes	1
Classified Ads	4

Subject Of The Upcoming Meeting

Master craftsman Les Hastings will present.
You will not want to miss this one.

From The President's Corner –

Well fellow woodworkers we have a great opportunity to nominate officers to lead us this coming year. Looking back as President and Vice President I have come to realize that it takes a lot of people behind the scenes to keep everything running smoothly. Many of the members that don't get enough credit for all the things they do. Many of our current officers will continue in the roles that they have worked in. Many of us will move out of our office and hopefully become role players. I know for myself Bill Degarmo has been a great advisor. Many others, some officers some just members

trying to do whatever is needed to help out. I guess what I am trying to say is we need people to step up and become the new leaders in the guild. I also want to say that if you do run for an office you won't be alone there will be a lot of people behind the scenes to help you. So if you want the Guild to continue to provide a source of Ideas and inspiration now is the time to speak up. Thanks all of you that have made my time as an officer in our guild a real pleasure to serve.

Thanks Dan Carlyle

Sunflower WWG meeting minutes September 2009

Meeting Notes from September

Guests:

Harold Klein

Jerry Carpenter

Sandy & Mel

Last Month's Minutes

It was announced that there would be a big woodworkers meeting in Tulsa October 6, 7, and 8th. The head tax was to be \$45.

The Big Tool Store fall show is scheduled for Saturday October 24. They are adding a new Rockler division, for those hard to find pieces and parts. Should be interesting. They want our participation from 10 AM to 2 PM, so bring

some of those hand made goodies down to show off at our booth. It would also be appreciated if you answered questions about our organization and the fabrication and assembly of what ever you brought.

SWWG Ball Caps – A team was appointed to investigate the cost and availability of getting some ball caps for the members.

The always uncomfortable question of Guild officers for next year was brought up. It being noted that Rick Powell was not at the meeting, he was immediately nominated for president. That falls into the category of protect your behind at all times.

Lou Ortega announced that both Lowes and Home Depot give 10% off to retired service men.

Show and Tell

Al Coppola has had shoulder surgery. He also says he needs help to get a sears band saw up and running.

John Siranko showed a toy Lindburg plane with a clear finish, nice job. I wonder how he got all of those jugs on the radial engine spaced out so neat??



Les Hastings brought in a hall mirror/coat rack. The borders were oak with a nice molding across the bottom edge and some interesting dental molding across the top. He also brought a nice “bandsaw box” type ring holder. These were some of the fist projects that Les built many years ago.



Tom Foster brought in a little tail dragger toy airplane. There was some discussion before the meeting about whether it was an apache attack helicopter, or a piper cub airplane. Tom straightened us out by saying it was neither it just looked cute.



Haze Hazelwood brought in a holder for the multiple TV remotes which seem to be a requirement these days - ? do I remember getting up and walking across the room to change the channel? – Anyway, he said that by the time he got it built, some piece of equipment had to be replaced with a newer larger remote, and its *start over* time.



Marlin Raybourn brought in a simple toy truck. I think he may have hit the nail on the head – not all wooden toys have to be heirlooms, for a three year old to play with this indestructible little truck has enough moving parts to keep him amused.



Someone also brought in two old characters, Guy Waldo and Wendell Parks, we find them useful in keeping tables close to the ground.

Mike Hutton has been to the Marc Adams school again. He took the course on steam bending wood. He is planning to do a demonstration at the Big Tool Store on the 24th.


The program By Les Hastings

How to add embellishments to your furniture to make them works of art.



Les showed us how wood balls can be added to furniture as decorative items with either reeding on flutes. For simple additions, a bead or flute

can be added by use of a scraping tool. Les had some examples of scrapers he has made and told us how to make our own. He also showed how a combination of lathe and the Legacy machine capabilities can create complex embellishments. For adding veneer or other inserts, Tite Bond “cold press” is the adhesive of choice because of its penetration into the wood, and short cure time. It also has an extended shelf life.





Stages of creating a complex insert



Classified Ads

Note: Members are encouraged to use the Knothole to list any items you may have for sale to other guild members.

New Saw Mill in the area 7201 N. Maize Road. High quality and economical. Contact Jeff Thompson @ 648-2856.

This article was posted on the Popular Woodworking website. For later updates on the drying process, check the following link, <http://www.greenerlumber.com/>

[Old-growth Mahogany Discovered](#)



In antique period furniture, mahogany is king. Sure there are areas where walnut was a popular choice among wealthy patrons of the day, but for the most part, prior to the Chippendale period work in and around Philadelphia, mahogany was the wood that woodworkers wanted to work and the “well-to-do” desired. And *swietenia macrophylla* (Honduran mahogany) was, and is, the best mahogany.

Yes, we can get *swietenia macrophylla* today, but it’s not the same lumber used back in the day. In fact, any lumber used in the 1700s is different from what we have available today. Unless, that is, you get your hands on some of the original old-growth stock. Then you’ll experience the exorbitant number of growth rings per inch – I’m told the rings per inch in old-growth mahogany lumber can be around 40 – 60 (as high as 100) whereas the rings in mahogany harvested today, lumber that is considered very dense, stands near 25.

So how can you, as a reproduction furniture maker (or someone who wants to work with fantastic mahogany), get your hands on old-growth lumber? That’s what this entry is all about.

In 2007, a group of scuba divers, wood experts and businessmen formed a company in Belize to salvage exotic tropical logs from the country’s waterways. That company is [Greener Logs Limited](#).

The logs being salvaged have been on the bottom of the waterways for up to 200 years and the supply is quite large. How large? In the day, trees were felled and held in the bends of the waterway to wait until a shipper, at the river’s end, was ready for a load. Then, the chains used to hold back the logs would be released and the logs traveled down the river to the shippers.

The owners of Greener Logs Limited came across Forest Service studies done in 1997 that compared original logger records to the shipper’s records to determine the number of trees lost along the journey. It’s suspected that as much as 50 percent of the logs harvested never made it down the rivers to the coast. It’s almost as if Mother Nature knew what was about to happen to the rain forests and created a stash for us to find centuries later.

Around August 8, 2009 the first 20' container of logs was imported by Greener Lumber, LLC and made its way into port in Alabama. On the next leg of the journey, the logs were trucked to Cardwell Lumber, a mill in Central Missouri, where eight mahogany logs (along with some sapodilla, santa maria and bullet tree logs) were sawn for lumber. The logs produced 1,400 board feet of mahogany and 3,700 board feet of lumber total. A single piece of fiddleback mahogany came in around 19" wide.



The lumber was actually steaming as it was sawn. That indicates that the logs shipped in at much higher moisture content than was expected, even after sitting out of the water since March. According to the sawyer, the drying process will be “low and slow” and it looks like mid to late October before the first load is coming out of the kiln.



Check back for more information. I’m getting regular weekly updates on this lumber. One of the questions I have, and I know you have, is about the cost of this lumber. I posed this question to my contact and am awaiting a response. I can tell you that you’ll have to get your hands deep into your pockets. I don’t expect this mahogany “gold” to be over-priced, just reasonably priced. And that’s not going to be \$10 per board foot.

— Glen D. Huey

President
Dan Carlyle (316) 794-8405 dcarlyle@ucuit.com
Vice President
Bill Tumbleson (316) 835-2036 Edn732@sbcglobal.net
Secretary
Ray Smith (316) 755-3775 thyme@pixus.net
Treasurer
Wendell Parks (316) 684-7508 Parks@mail@sbcglobal.net
Librarian
Slim Gieser (316) 945-0708
Toy Co-Chairmen
Rufus Alcorn (620) 273-6026 Kenny Hill (316) 683-6406
Membership Chairman
Guy Waldo (316) 684-1138 Ricky Powell (316) 773-9091
Editor: The Knot Hole
Jerry Keen (316) 722-2735 Jerry.keen@cox.net
Sponsor Chairman
Dennis Laird dalaird@cox.net
Area Guilds and Clubs
South Kansas Wood-turners
Royce Wallace, President 601 Wetmore Drive Wichita, Kansas 67209-1322 (316) 722-6749 wallburl@att.net
Great Plains Woodcarvers
Wichita Kansas President Walt Kuykendall wkuykendall@msn.com Meeting: 2 nd Tuesday of each month, dinner at 6:00, meeting 7:00 at the Hometown Buffet, 6820 W. Central. sjclarke@juno.com

CLASSIFIED ADS

The Sunflower Woodworkers' Guild of Wichita Kansas publishes the Knot Hole newsletter monthly. Deadline for articles and information is the 2nd Monday of each month. Mailing date is the 3rd week of each month. Permission to reprint original material is granted to other woodworking groups, providing proper credit is given. *Articles attributed to publications other than the Knot Hole Newsletter should be used only with permission from that particular publication.* Send articles, photos and information to Jerry Keen 811 Norman Wichita, KS 67212 E-mail jerry.keen@cox.net

Heritage Quality Hardwoods, LLC
17 E First Avenue
Caldwell, Kansas
620-845-2560
Owner: Lincoln Crampton

Prices:
Red Oak
FAX 4/4 (13/16) \$3.39
#1 Common \$2.19

White Oak
FAX 4/4 (13/16) \$3.49

Walnut
FAX 4/4 (13/16) \$4.99
#1 Common \$3.59
Premium \$7.69

Cherry
Select and Better
FAX 4/4 (13/16) \$3.89
#1 Common \$2.69
Premium \$5.59



**BIG
TOOL
STORE**
4640 E 63rd St. South
Derby, KS 67037
316-788-6500

Providers of:



And many other fine Woodworking tools and supplies is proud to be a sponsor of the Sunflower Woodworkers Guild.



HOLTZEN
WOODWORK, INC.
Quality Millwork
317 North Osage
Wichita, KS 67203-5986
(316)262-7070
Fax (316)262-1613

Sunflower Woodworkers Guild membership is voluntary. Our paid dues list are consolidated after the June meeting, eliminating from that list all those who have not paid their '09 dues. This list determines who gets the Knothole. New and previous members will need to submit new applications when joining.

Newsletter of the Sunflower Woodworkers Guild
811 Norman
Wichita, Kansas 67212