



THE NEXT MEETING **January 26** AT
THE TABLE TENNIS CLUB
 1407 E HARRY

VOLUME 18

ISSUE 1

Social Gathering @ 6:30 PM
Meeting Starts @ 7:00 PM

Subject	Page
This Month's Meeting	1
President's Corner	1
Minutes	2
Classified Ad	4
Tips and other	4

Subject Of The Upcoming Meeting

This month our host Kevin Huber will be demonstrating the art of making a breadboard. He will be discussing the use of materials, finishes and shapes. Be sure to attend this first program of 2009.

From The President's Corner –

This being my first message as the new President I want to thank the officers from last year. Bill Degarmo did a great job leading are guild last year. I also want to thank John Belt and Randy Crowley for all their help with getting the Christmas toy display at 420 Commerce Street, (we could never have made it happen without them). I hope that we can be as successful in the coming year.

We have a great bunch of new officers that I feel that we can make a real impact on our guild. Kevin Huber is going to put on our first program for the year, he is going to show us how made his bread board. He is one of our

newer members that came forward to show off some of his talents.

One of the things that I want to accomplish this year is to make the Guild a more social gathering. I would like to have more outside get to gathers where we can get to know one another better. We don't have to talk about woodworking all the time, (or do we). This may include a covered dish dinner or some kind of a banquet.

We have a great bunch of talent that we can draw from. We need to work at making all of our members welcome. If you can remember back to when you first came to a guild meeting how intimidating to see something that one of our members like Les Hastings made. Most of us just wish to have that kind of skill level. We have all kinds of members some like Les and some that are just beginning their woodworking experience. This guild needs all kinds of craft level to make it successful. We must become more diverse in our membership to grow. One of our new officers told me the other day that he was so apprehensive about being in a group that the talent level was so high he didn't think he would fit in and now he is an officer for the guild.

I want to have more committees to help out with some of our functions and to assist the officers. This is a great way to become more acquainted with others in the guild. It will also make our Guild a closer group to help each other and to learn more about woodworking. I know from personal experience that the more you give to the guild the more you will receive.

I have met some outstanding people that I am glad to call friends through the Guild.

Dan Carlyle

Sunflower WWG meeting minutes December 2008

This was Bill DeGarmo's last meeting as president of our guild, Dan Carlyle takes over the duties next month. I think we need to thank Bill for his hard work, all the thought he put into the meetings and all the encouragement to us not-so-skilled woodworkers.

Guests:

James Cleshazo
Melissa Schnieders
Dalton Schnieders
Cole Schnieders
Marlin Raybourn
C. E. Holden

Old Business: None

New Business: None

The Toy Drive

Bill told us that the toys were delivered to the Salvation Army on Sunday afternoon instead of the scheduled Monday at 8:00. Seems that Sunday Bill was sitting nice and warm at home watching a football game when he received a call from some kind soul that reminded him that the current temperature was 45 degrees, the weather forecast for the following morning was predicted to be **8** degrees, wasn't there some way we could deliver the toys Sunday?? Well, let me tell you Bill got busy and 20 minutes later the delivery was rescheduled. Bill estimated that we were delivering 700 toys. Four pickup loads and two van loads later it looked to me more like 1000 toys, and boy were the Salvation Army guys glad to get them. Overheard at the SA distribution: "Where are the wooden toys?" and "We came for the wooden toys."

Show and Tell

Kenny Hill brought in a wooden slider puzzle that he had built (from plans). He said that the

only way he could get it apart and put it back together were to number the pieces, He also said that the tolerances involved were down to about one thickness of newsprint..

Les Hastings brought some samples of large radius parts built using the router guided by jigs.

Larry Roth showed how to build a jig to taper table/chair legs. Wood magazine must have heard about it because they very similar jig that was almost as good as the one that Larry brought.

Dan Blair, being a conservative soul, invented and built his own doweling jig with real steel bushings. Looks like a winner Dan.

Bill Tumbleson brought an adjustable radius cutting jig for the bandsaw, a #81 rabbeting plane, a very nice scraper, and a resawing jig for the bandsaw.

Program

Dennis Laird is our Guild representative at THE BIG TOOL STORE, which is kind of handy because he is also the manager there. He brought in a selection of the latest and greatest tools from a variety of manufacturers.

From Milwaukee tools: A battery powered reciprocating saw, an impact drill-driver and a pipe cutter.

Dennis told us that Panasonic was the leader in battery powered tools because they make almost all of the batteries for the tools. Panasonic has a new 15.6 volt drill/impact/diver.

Mini-Drill/drivers and impact drivers are the latest style. They weigh about half as much as the previous generation with about the same torque and battery life. According to one of our commercial woodworking members they are a life saver when it comes to carrying one around all day.

Wixey – this product just about defies description. It is a battery powered "level". It can be set relative to any surface. It can then read the angle between that surface any other surface. How does this work for us, we can use it to set up, very accurately, just about any

machine in our shop. Sounds like something the library should own.

Oscillating tools from Bosch and Dremel. They cut with just a vibrating disc.

A black light for finding glue squeeze out. It avoids blotches in finishes.

Handy shims for use where those unexpected opportunities show up.

Wilton multi-grip clamps.

And a Freud doweling machine.

Thanks Dennis.

Ray Smith

Guild Secretary


December Meeting Photos



Larry Roth showing tapered leg



Kenny Hill showing his slider puzzle



Larry's taper jig



Les Hastings' large radius parts




Dan Blair with his doweling jig



#81 rabbeting plane



Resawing jig



David Nesting and ? Love that shirt



Radius cutting jig



Dennis Laird and new tool



Classified Ad

For Sale:

Firewood. Chopped, delivered and stacked.

Call Jeff Thompson 316-772-9155

Note: Members are encouraged to use the Knothole to list any items you may have for sale to other guild members.

Tips

Cutting Plastic

Plastic can be cut on your table saw and band saw, but there are a few things to keep in mind.

Use a backer board such as ¼ inch hardboard to prevent chipping

Something else to keep in mind is that plastic is a relatively soft material. It's very easy to scratch while working with it in the shop. But it comes with a masking material on each face. Keep this masking in place as long as possible to protect the surface.

Professional shops use a special carbide-tipped blade for cutting plastic. These blades have many small teeth, a modified triple chip grind, and a thin kerf. But you can get great results with a typical woodworking, carbide-tipped blade. Choose a blade with 60 or 80 small teeth.

Cutting curves in plastic at the band saw is really no different than cutting wood. Use a blade with 10 to 14 teeth per inch for smooth cuts. Even then, the edge will require further smoothing. Here again, use a backer board whenever possible for cleaner cuts.

.Tip From Woodsmith Woodworking Tips

Checking For Square

The most reliable way to check an assembly for square is to compare diagonal measurements. The only drawback is that making these measurements accurately with only a tape measure is often easier said than done. So to aid me in this task, I made a very simple set of tape holders.

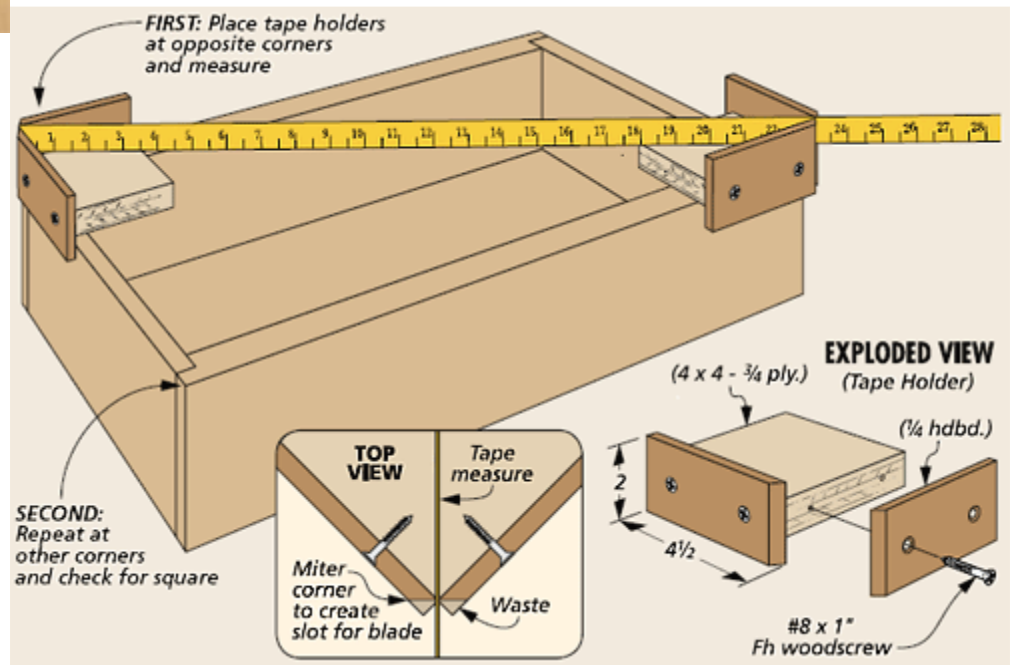
Nostalgia

My favorite holiday gift as a child was a big cardboard tube of Lincoln Logs. I spent hours creating cabins, fortresses, and buildings of all sorts. My army men hid behind window openings, my tractors were stored under the red slat roofs, and my plastic farm animals were sheltered from imaginary harsh weather. There were no batteries to buy and no parts to break. I was recently surprised to learn that these notched and stackable logs, introduced after Tinkertoys and the Erector Set in 1916, were invented by John Lloyd Wright, son of famed architect Frank Lloyd Wright. There is no shortage of electronic games and sleek plastic toys to purchase for gifts this year, but when doing your holiday shopping for that special child in your life, consider a bit of nostalgia as your present.

When I read the above on a Wood magazine online post, I was reminded of the Christmas when I was unemployed and consequently there was no cash for presents. There was however, a lot of construction in the area. 1X4 and wider scraps of pine were salvaged, the appropriate notches cut and the pieces ripped to width and length. I made a huge box of "logs" and other associated parts. They are not stained like the commercial ones but they served my children and grandchildren well. They are still in my basement and my newest grandson will be introduced to them soon.

Jerry Keen

Each holder consists of a square block of plywood with two pieces of hardboard attached to adjacent sides, as shown in the drawings. The hardboard laps over the edges of the block on both sides so that the holder can hook over the corner of the assembly. The adjoining ends of the hardboard are mitered to form a slot that can hold the end of the tape or act as a "cursor" for your measurement (drawing and photo).



The holders make taking the two diagonal measurements quick and easy. One minor regret is that I no longer have any excuse for an out of square assembly.

President

Dan Carlyle (316) 794-8405
dcarlyle@ucuit.com

Vice President

Bill Tumbleson (316)835-2036
Edn732@sbcglobal.net

Secretary

Ray Smith (316) 755-3775
thyme@pixus.net

Treasurer

John Rhoads (316) 776-9946
j.rhoads@cox.net

Librarian

Garry Dougherty (316)722-5539

Toy Co-Chairmen

Rufus Alcorn (620)273-6026
Kenny Hill (316) 683-6406

Membership Chairman

Guy Waldo (316) 684-1138
Ricky Powell (316) 773-9091

Editor: The Knot Hole

Jerry Keen (316) 722-2735
Jerry.keen@cox.net

Sponsor Chairman

Dennis Laird
dalaird@cox.net

Area Guilds and Clubs

**South Kansas Wood-
turners**

Royce Wallace, President
601 Wetmore Drive
Wichita, Kansas 67209-1322
(316) 722-6749
wallburl@att.net

Great Plains Woodcarvers

Wichita Kansas President Walt
Kuykendall
wkuykendall@msn.com
Meeting: 2nd Tuesday of each
month, dinner at 6:00, meeting
7:00 at the Hometown Buffet,
6820 W. Central.
sjclarke@juno.com

**CLASSIFIED
ADS**



JET Printing and Digital Copies
6410 E. Central
Wichita, Kansas 67206
316-685-2679
www.jet-printing.com

The Sunflower
Woodworkers' Guild of
Wichita Kansas publishes the
Knot Hole newsletter
monthly. Deadline for articles
and information is the 2nd
Monday of each month.
Mailing date is the 3rd week
of each month. Permission to
reprint original material is
granted to other
woodworking groups,
providing proper credit is
given. *Articles attributed to
publications other than the
Knot Hole Newsletter should
be used only with permission
from that particular
publication.* Send articles,
photos and information to
Jerry Keen
811 Norman
Wichita, KS 67212
E-mail jerry.keen@cox.net



**BIG
TOOL
STORE**
4640 E 63rd St. South
Derby, KS 67037
316-788-6500

Providers of:



And many other fine
Woodworking tools and supplies
is proud to be a sponsor of the
Sunflower Woodworkers Guild.

Timothy Dreiling



exotic & domestic hardwood •
plywood • veneer • furniture design & fabrication

tel. 316.265.6608
436 N. Seneca Wichita Ks. 67203

Sunflower Woodworkers Guild membership is voluntary. Our paid dues list will be consolidated after the June meeting, eliminating from that list all those who have not paid their '08 dues. This list determines who gets the Knothole. New and previous members will need to submit new applications when joining.

Newsletter of the Sunflower Woodworkers Guild
811 Norman
Wichita, Kansas 67212