



SUNFLOWER WOODWORKERS' GUILD

Established 1991

THE KNOT HOLE

"building of woodworking skills thru the sharing of knowledge"

THE NEXT MEETING **Tuesday, November 26** AT
Downtown Senior Services Center
200 South Walnut

VOLUME 23

ISSUE 11

Social Gathering @ 6:30 PM
Meeting Starts @ 7:00 PM

This months meeting

November meeting presentation will be by John Belt, a long time guild member and a master craftsman. See you there.

THANK YOU in CAPITAL LETTERS to BURT UNRUH

The day we did the Flute Workshop, we promised the director of the All Indian Center, April Scott, a bookshelf. John Rhoads had talked with Crystal Bachicha about the need for a new shelf for the research library that the center houses. In the picture you can see Bob Marley (a board member), Crystal Bachicha (the center's education director) and Burt Unruh. Burt agreed to build the shelf in his shop and took measurements that day.

Fast forward to two weeks ago: The shelf(s) was finished and Burt installed it in the center. Burt had a little help in the process. Most of the work of design and building is all Burt's.

This is a great service project of the Guild this year. We owe a big thank you to Burt Unruh who took the lead and followed through.

John Rhoads



From The President's Corner – November 2013

General Motors motto is: "We do one thing and do it well." I feel that you woodworkers in the Guild have the same motto. We deal with lumber

and we teach each other how to change its shape. Just a few weeks ago we had a great program at our meeting. Did any of you buy one of Dennis' tools? Perhaps you had already spent your allowance at the Big Tool Store sale. Recently, with a great deal of help from Burt Unruh, we finished and installed the long promised book shelf for the All Indian Center. In addition many of us continue to make toys and gifts that will be given away at Christmas time. Many of you have dedicated your Saturdays to teaching and learning the craft. About a dozen of us built planes last month. Les Hastings, Mike Hutton and Clark Shultz lead demonstrations and were joined by nineteen other Guild members who helped set up and exhibit at the Big Tool store. On another Saturday Randi-Fay Kuhn taught thirteen members how to make a Band Saw Box. The logo for the Guild is a sunflower with a figure holding a hand saw. Our motto is: Building of woodworking skills thru the sharing of knowledge." We do our one thing and we do it well. John Rhoads



Big Tool store photos

Big Tool Store Demos and Exhibits

Those demonstrating at the Big Tool Store were Les Hastings, Clark Shultz and Mike Hutton. Larry Jesseph was there to challenge all comers to chess. Many others helped set up take down and show the wonderful wood products that we build. The participants were: Jim Huntly, Coe Holden, John Saranho, Rick Hasting, Bill Tumbleson, Al Dreiling, George Hanson, Bob Ziegfeld, Bill Patton, Robert Johnstone, Rufus Alcorn, Kenny Hill, R. Hazelwood (Haze), Burt Unruh, Jerry Keen, Andy Solter, Ron Jackson and Dennis Fry. We can't do it without all this support. Thank you to each of you. John Rhoads



Minutes October 22, 2013

John Rhoads opened with a reminder that the election of the officers will be held at the next meeting.

We welcomed a new member, Mark Fannestock.

A big thanks was given to Larry Jesseph and his wife for the fantastic and tasty snacks we all enjoyed before the meeting. Thanks to all the members that participated in the Big Tool Store Event. Slim Gieser and Richard Wolf were given thanks for their Wood Plane Workshop. Rick Hester received thanks for the great work he has done setting up and maintaining the website. Be sure to visit sunflowerwoodworkers.org

Contact Slim Gieser to get in our container to obtain some of the wood that has been donated for the "Outlaw Toy Program". The reasons that the guild no longer has a sanctioned Christmas Toy Program were reviewed.

We were reminded that the Dec. meeting will be on the 3rd Tues instead of the usual 4th

New business cards are available from John Rhoads to introduce new prospective members to us.

Burt Unruh reminded members about "Burt's Barn", a monthly hands-on experience, available at his shop on the Saturday morning following the monthly guild meeting. Usually starts at 9:00 am. His shop is located behind 2506 W 15th St. N. (just west of the corner of and N Meridian and W 15th St N.)

Bob Ziegfeld reported on the guild library and his plan to log out the books instead of the library card method. He is going to bring duplicate magazines to distribute at the next meeting.

Jim Huntley, VP and program director reminded us of a special "Band Saw Box" program tentatively scheduled for Dec 2 at Bill Tumbleson's shop in Halstead. He also reminded us of member shop tours on Sat Nov 23rd. East side shops would be visited 9am to noon and West side shops 1 pm to 4 pm. If you are

interested in becoming the next VP / program director or to be his assistant please contact Jim Huntley, John Rhoads, Slim Gieser, or Bill Tumbleson.

SHOW N TELL:

A variety of planes made at the "Plane Workshop" were shown.





Terry Powell showed his prototype ball bearing machine. He suggested to see "Marble Machine 3" on You Tube. He also showed his very nice desk clock with descriptions of how the construction process was simplified.



Boris Fernandez showed his practice inlay and stringing workpiece.

Dennis Fry brought a beautiful Harp made by the late husband of a friend in Lindsborg.




Jim Dolbee showed a piece of cottonwood and indicated he had that and some walnut available. Call him at 259-5348 if you are interested in it.

Jerry Carpenter showed a beautiful box pieced together from many scrap pieces.



Les Hastings showed a garage sale Homecraft disc sander he had completely restored. As usual he has done a beautiful job.



Francis Funk Antique Tool Collection is for sale. Contact JoAnn Funk at joann7@cox.net

PROGRAM: Dennis Laird presented his annual review of new and / or unique items from the Big Tool Store. The items included the following;



Affordable laser measuring device / Laser Tile Layout device / adjustment free clamps by Bessey and Kreg / Replaceable carbide tipped turning tools / Lathe chuck that adjusts easily and quickly without tools / Lock down knobs to fit the T-slot in table saws for shop made jigs / fully adjustable tapering jig / recip. saw blade that cuts in both fore and aft directions / Sorby Knurling Tool / mini sized Bessey clamp / Plans and Books / Razor Sharp brand of sharpening wheels that allow high speed grinding without overheating the steel / Camo duct tape / improved doweling jig / Bora clamp straight edge with attachment for your saw or router to turn it into a track saw. / Hand and foot crème / Gripper push block (\$10.00 off if you mention it) / Festool jigsaw with strobe light that makes the blade appear to stand still allowing you to follow the layout lines more precisely. / Many extra attachments for the Festool jigsaw. / Gorilla wood glue / Dovetail, dowel, and box joint combo jig called ChestMate.

Thanks to Dennis for bringing and showing some of his merchandise.

Band Saw Box Workshop

Randi-Fay Kuhn did a step by step demonstration on how to make a box with a drawer out of a block of wood.



Randi-Fay with a finished product.



A posed picture with Randi in the center. Left to right are: Ron Jackson, Burt Unruh, Jerry Carpenter, Galen Cassidy, Randi-Fay, Bob Ziefeld and Jim Huntley.



People watching the demo. From left to right are: Betty Schlegel, Bob Ziefeld, Jane Voelkel, Ron Jackson with Robert Johnston

Attending but not pictured were Vince Meyer, Bill and Janie Tumbleson and John Rhoads. I want to thank Bill Tumbleson and his wife Janie for hosting the Band Saw Box Workshop. Submitted by John Rhoads

The Book Nook

This month we focus on magazines. I have spent most of my time as a librarian these months sorting the horde magazines that the Guild has collected. That involved separating them by titles, arranging them by issue/date, and then logging them into the database.

Most woodworker magazines follow a standard pattern: they offer tips, provide some type of forum for reader response, review tools of all types (hand or power), and of course include articles about building projects. The projects range from simple (bird houses or corner shelves) to complex (kitchen cabinets or work benches). Many, but not all, of these project articles show readers how to perform the tasks involved in the building process. Some of the articles discuss how to use specific tools to get the most out of a tablesaw, router, etc., while others demonstrate a process to put the final pieces of the project together.

A further comment needs to be made about the tool reviews because they run a wide spectrum of

options in these magazines. In a few cases the tool reviews are a sidebar on a page where a new tool is evaluated.

But some magazines provide a full article about a specific tool to show readers how to use it better. Finally, some tool reviews survey several brands of the same tool such as band saws, routers, sanders, etc., and the magazine offers advice on the best tool to buy.

Each magazine has its own market for some are for general woodworking, such as *Wood Magazine* and *American Woodworker*, while others target those who do a lot of work in their wood shop, such as *Woodsmith* and *ShopNotes*. But there is one magazine focused on the professional (or master) woodworker and that would be *Fine Woodworking Magazine*. Let's review the magazines that we have in the Guild library noting how many issues we have of each and their volumes and dates.

Wood Magazine

Our collection of *Wood Magazine* begins in February of 1987 with issue 15, then to issues 20, 21, 33, and 36, but then to issue 40 (in January 1991) and continues un-interrupted until issue 183 in May of 2008. In total we have 116 issues out of a grand total of 213.

American Woodworker

We are missing 10 issues of *American Woodworker* in a 21 year span. Our collection starts in December 1992 (Issue 29) and continues through March 2003 (Issue 99), with a grand total of 60 issues.

Woodsmith

Our collection of *Woodsmith* magazines ranges from January of 1982 (Issue 19), to October of 2010 (Issue 191). We have a total of 133 issues in that 28 year span but there are just 35 missing copies.

Fine Woodworking

Our collection of *Fine Woodworking* is disappointing for we have just 33% of the issues

for this great magazine, 78 out of 235 total. That list covers 26 years from January of 1984 to December of 2010 but there are 109 issues missing within that range. Collecting more issues of this fine magazine would be great and add a lot to our library.

ShopNotes

We have 73 issues of ShopNotes starting with Issue 9 from May of 1993 through March of 2010 and Issue 110. We are missing just 20 issues within that range, mostly in the early years of volume 2, 3, and 4.

Workbench

With a name like *Workbench* we might expect a magazine like *ShopNotes* or *Woodsmith*, something to do with building jigs or working in a shop. But that is not the focus of this magazine for it has the regular, everyday homeowner in mind. We have 75 issues of *Workbench* beginning in February of 1981 and ending in June of 2001. We are missing many of the early issues but have the later volumes.

Today's Woodworker

We have just 12 copies of *Today's Woodworker* but they are great ones. This excellent magazine that contains all of the common features but also includes a full size set of plans in the center binding that relates to a project in each issue. *Today's Woodworker* was only published for ten years, from January of 1989 to June of 1998. Also, as best as I understand it, this magazine was bought by Rockler Press (yes, that Rockler, the tool company) and is now published as *Woodworker's Journal*. And sadly, we have not one copy in the Guild library.

Popular Woodworking

This is another magazine that we have limited copies, just 14 issues. Our issues span 13 years, from March of 1991 until April of 2004. Popular Woodworking is still published and is a leading magazine in the woodworking field.

American Woodturner

We have 45 issues of *American Woodturner* that span 14 years from September 1989 to Fall 2003. Our set is complete from volumes 8 to 18.

Missing Magazine(s)

Even though the Guild has a great magazine collection, there are two significant holes: scrollsaw and carving magazines. While on vacation this summer I bought an issue of *Scrollsaw Woodworking* in a small town in the middle of Wyoming. I just searched Google and found two carving magazines: *Woodcarving Illustrated* and *Wood Carving*. Yet we have not one issue of either in our library even though we have a carvers and scrollsaw woodworkers in our membership. We have some books about each, but no collection of magazines.

Readers should note that we are not up to date on the editions that we have. The most recent issues stop at 2010 for three of them, at 2008 for one, 2004 for one, but 2003 for three others. We would enjoy filling in the blanks of the missing issues if anyone in the Guild has copies that they would be willing to contribute to our library.

Magazine Surplus

After all of the sorting, organizing, cataloging, and classifying we have a huge surplus of magazines (233 copies) and rather than throw them away we would like to offer them to Guild members. Again, we ask for folks to make a donation to the Guild for what you take home (.25¢ per copy?). And PLEASE! take them home either as a single issue or an entire set because the Guild library does not need them since they are extra!. The surplus magazine copies are listed here by title, but space limitations keep us from identifying all of the issues.

<i>Mother Earth News</i>	3 issues
<i>Handyman</i>	15 issues
<i>The Family Handyman</i>	16 issues
<i>This Old House</i>	17 issues
<i>Home Mechanics</i>	18 issues
<i>Workbench</i>	21 issues

<i>Hands On</i>	25 issues (a Shopsmith publication)
<i>American Woodworker</i>	30 issues (in two sets)
<i>Wood Magazine</i>	34 issues (in three sets)
<i>Woodsmith</i>	54 issues (in three sets)

Thank You!

In the process of sorting magazines for the last several months I have come across the names of those who gave them to the guild. So we would like to say a hardy “Thank You!” to Larry Brown, J. Colley, Jim Hornbeck, Eugene Moeller, Jack Pearson, Floyd Piper, Paul Reichenberger, Arnold Richards, Clark Schultz, Lewis Schwartz, Guy Waldo, and Steve Werner. I know just two of these 12 men, but if any members know them, their wives, or children (if they have passed on), then say “Thank You” to them from the Sunflower Woodworkers Guild for their donations to our library.

Thanks much and enjoy your shop.

Bob Ziegfeld

For Sale

I have antique brass post office box doors for sale. Size include 3 1/2 X 4 3/4, 5 1/2 X 6 1/4, 11 X 6 1/4.

I also have some drawers that measure 11 W X 12 1/4 H X 14 D.

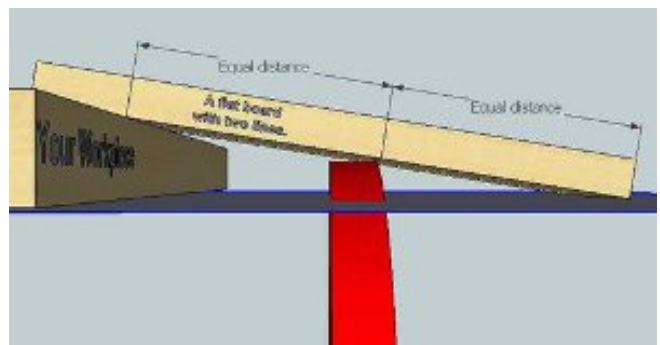
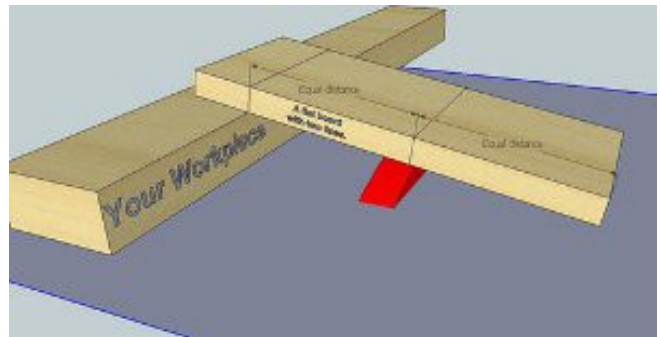
I am asking \$20 each for all sizes with a 10% discount if you want 10 or more.

Call Galen @ 316-305-5290 and I can make arrangements to meet or I will bring to the next meeting.



An old but good tip for Lap Joints

When you need to set the height of your table saw blade to half the thickness of your workpiece (regardless of its thickness), try building a teeter totter. A what? Like this:



President
John Rhoads (316) 264-6026 j.rhoads@cox.net
Vice President
Jim Huntley jihuntley20@cox.net
Secretary
Ron Jackson rmjacksonod@hotmail.com
Treasurer
Mike Hutton (316)-744-3036 ictwoodworker@cox.net
Librarian
Bob Ziegfeld (316-945-8075) ziegfeldbiz@gmail.com
Toy Co-Chairmen
Rufus Alcorn (620) 273-6026 Kenny Hill (316) 683-6406
Membership Chairman
Editor: The Knot Hole
Jerry Keen (316) 722-2735 jmkeen118@gmail.com
Sponsor Chairman
Dennis Laird dalaird@cox.net
Area Guilds and Clubs
South Kansas Wood-turners
Royce Wallace, contact ho601 Wetmore Drive Wichita, Kansas 67209-1322 (316) 722-6749 wallburl@att.net
Great Plains Woodcarvers
Wichita Kansas President Walt Kuykendall wkuykendall@msn.com Meeting: 2 nd Tuesday of each month, dinner at 6:00, meeting 7:00 at the Hometown Buffet, 6820 W. Central. sjclarke@juno.com

SPONSORS

The Sunflower Woodworkers' Guild of Wichita Kansas publishes the Knot Hole newsletter monthly. Deadline for articles and information is the 2nd Monday of each month. Mailing date is the 3rd week of each month. Permission to reprint original material is granted to other woodworking groups, providing proper credit is given. *Articles attributed to publications other than the Knot Hole Newsletter should be used only with permission from that particular publication.* Send articles, photos and information to: Jerry Keen
811 Norman
Wichita, KS 67212
E-mail jmkeen118@gmail.com



And many other fine Woodworking tools and supplies is proud to be a sponsor of the Sunflower Woodworkers Guild.

**4340 S West Street
Wichita, KS 67217
www.aBox4u.net**

Sunflower Woodworkers Guild membership is voluntary. Our paid dues list are consolidated after the June meeting, eliminating from that list all those who have not paid their 2013 dues. This list determines who gets the Knothole. New and previous members will need to submit new applications when joining.

Newsletter of the Sunflower Woodworkers Guild
811 Norman
Wichita, Kansas 67212